





COLD CAST JEWELLERY


With EasyCast, EasyClear and Tin Powder




1. Measure EasyCast equal by volume



2. Add 50% Tin Powder to Part B and mix thoroughly



3. Combine Parts A & B in another container and mix thoroughly



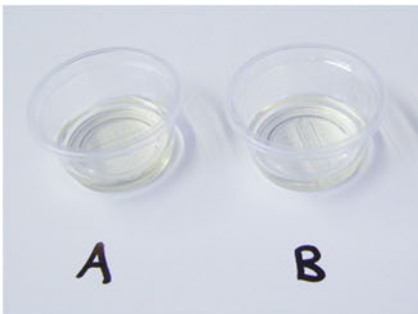
4. Pour down the stirring stick into the mold to avoid air bubbles



5. Demold in 30 mins Trim edges



6. Polish with steel wool then Brasso with a soft cloth



7. Measure EasyClear equal by volume



8. Pour into another container and mix thoroughly



9. By overfilling EasyCast a backing was created for EasyClear to cover



10. Try combinations of PearlEx Powder, PSTF Dyes & BJB Solid Colour pigments



11. Swirl Pigments lightly using a clean stirring stick



12. Finished Jewellery. Tin Powder in EasyCast, with coloured EasyClear